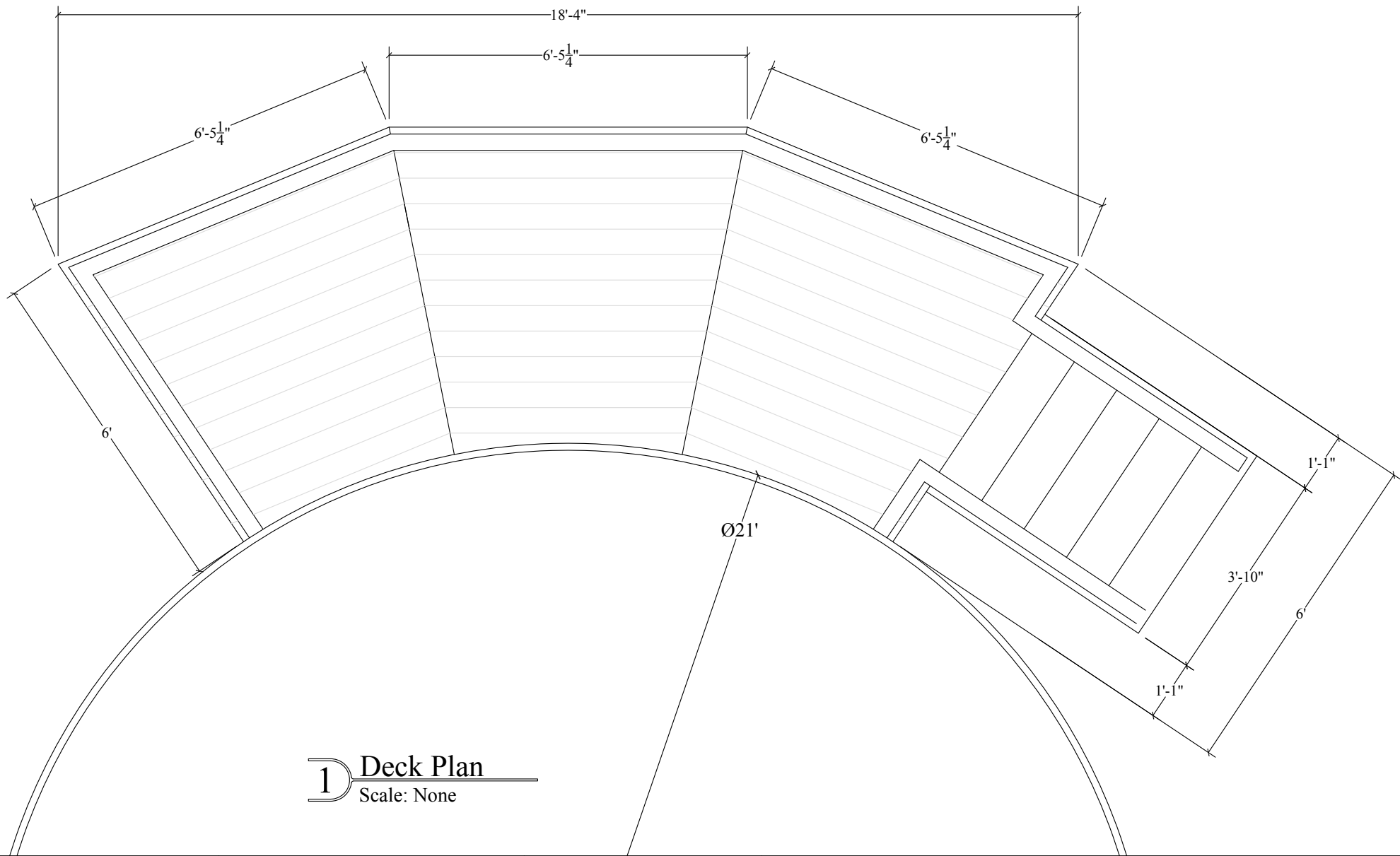


1 Deck Plan
 Scale: None

C&D's Installers Tel: 800-818-2637	Drawn By: K	8-14-13	The plans contained herein have not been reviewed by an engineer or architect. To ensure the plans meet local building code the owner can consult with a local architect, engineer, or contractor. Before building a permit may be required. Always check with local building authorities before building. Always follow building code.
	Fan Deck 18' -6ft.dwg	Total Sheets: 1	
	www.cndinstallers.com	Copyright 2013	

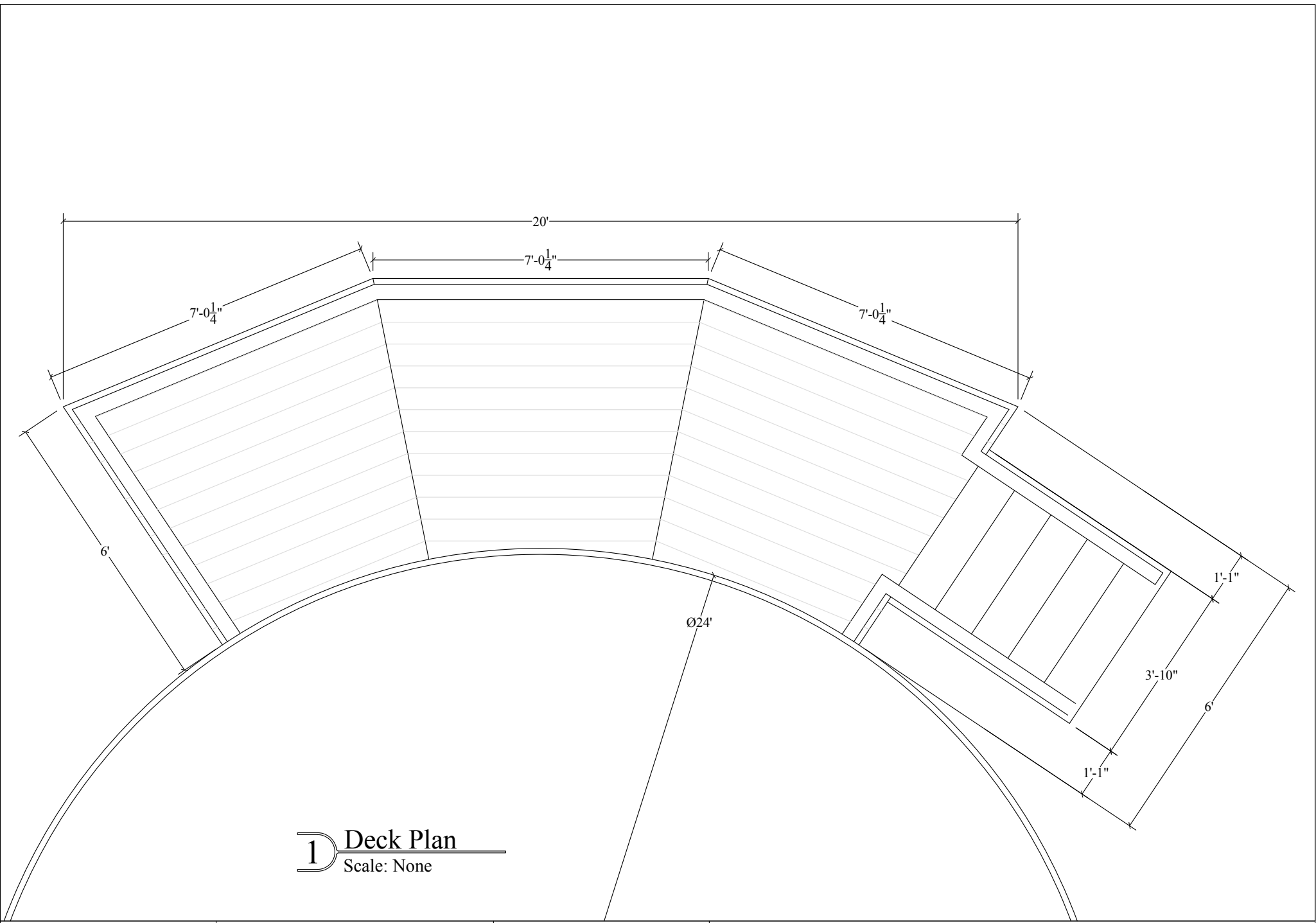


C&D's Installers
Tel: 800-818-2637

Drawn By: K
Fan Deck 21' -6ft.dwg
www.cndinstallers.com

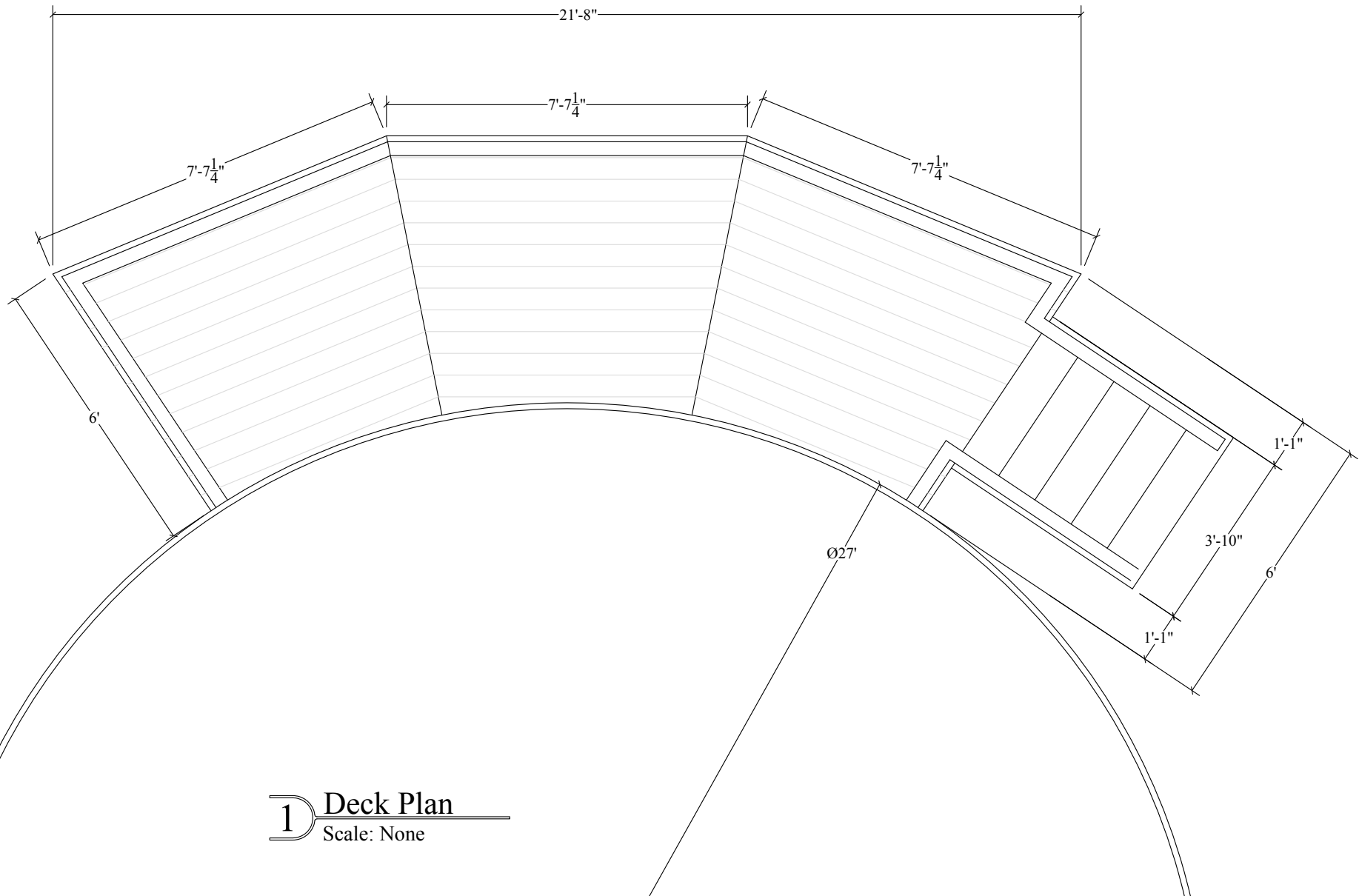
8-14-13
Total Sheets: 1
Copyright 2013

The plans contained herein have not been reviewed by an engineer or architect. To ensure the plans meet local building code the owner can consult with a local architect, engineer, or contractor. Before building a permit may be required. Always check with local building authorities before building. Always follow building code.



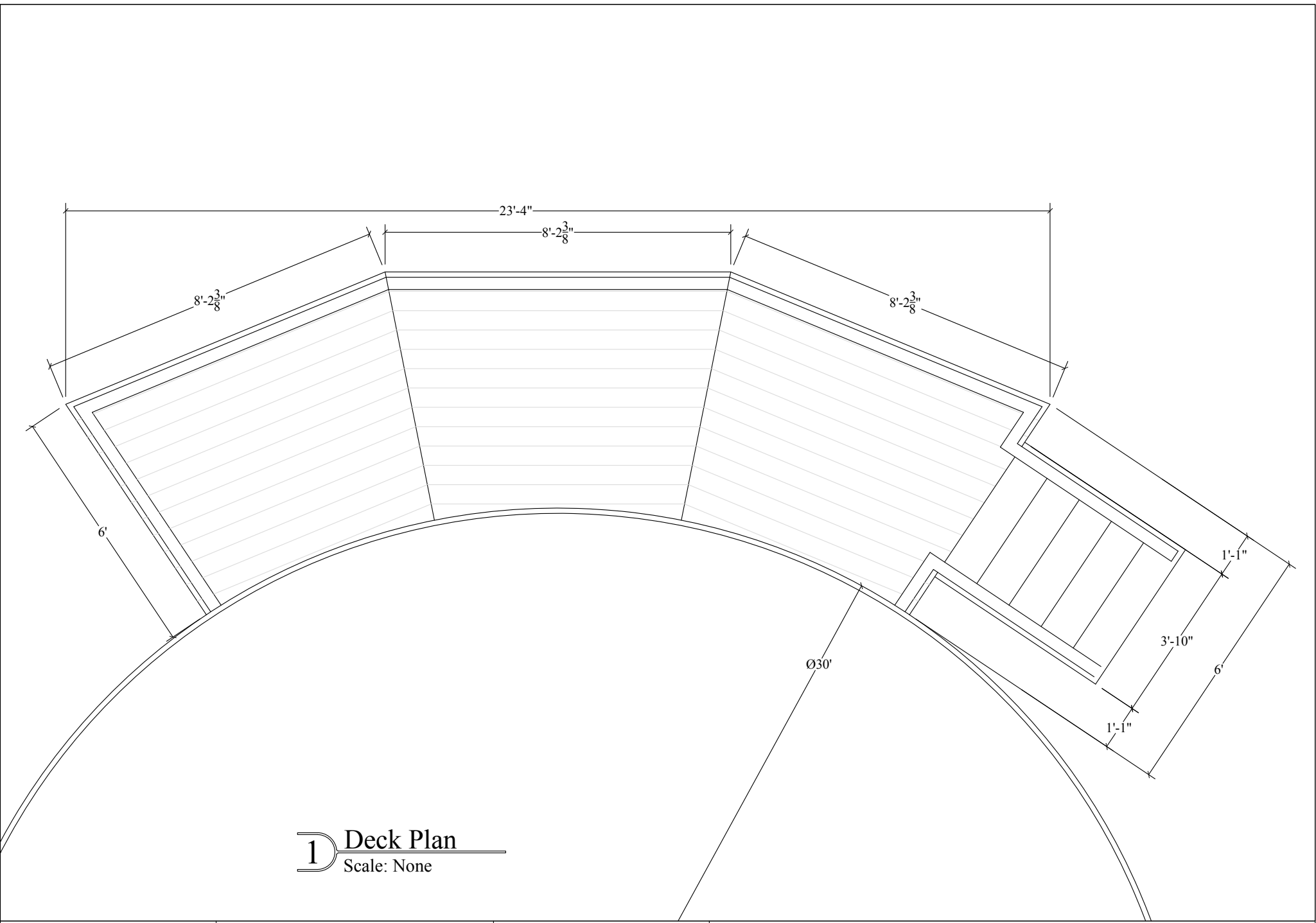
1 Deck Plan
 Scale: None

C&D's Installers Tel: 800-818-2637	Drawn By: K	8-14-13	The plans contained herein have not been reviewed by an engineer or architect. To ensure the plans meet local building code the owner can consult with a local architect, engineer, or contractor. Before building a permit may be required. Always check with local building authorities before building. Always follow building code.
	Fan Deck 24' -6ft.dwg	Total Sheets: 1	
	www.cndinstallers.com	Copyright 2013	



1 Deck Plan
 Scale: None

C&D's Installers Tel: 800-818-2637	Drawn By: K	8-14-13	The plans contained herein have not been reviewed by an engineer or architect. To ensure the plans meet local building code the owner can consult with a local architect, engineer, or contractor. Before building a permit may be required. Always check with local building authorities before building. Always follow building code.
	Fan Deck 27' -6ft.dwg	Total Sheets: 1	
	www.cndinstallers.com	Copyright 2013	



1 Deck Plan
 Scale: None

C&D's Installers Tel: 800-818-2637	Drawn By: K	8-14-13	The plans contained herin have not been reviewed by an engineer or architect. To ensure the plans meet local building code the owner can consult with a local architect, engineer, or contractor. Before building a permit may be required. Always check with local building authorities before building. Always follow building code.
	Fan Deck 30' -6ft.dwg	Total Sheets: 1	
	www endinstallers com	Copyright 2013	